



## **POLISH COWBOY RACE FOUNDATION**

The rules and regulations of the Polish Cowboy Race are designed to ensure safe and fair sports competition.

The authors of these documents do not take responsibility for any negligence or omissions by the organizers of the Polish Cowboy Race.

## **POLISH COWBOY RACE COMPETITION**

### **RULEBOOK**

According to the regulations of the Polish Western and Rodeo League, prepared by the team consisting of: Magdalena Zeprzałka, Ireneusz Grobelny, Jacek Grobelny, Zbigniew Pośpiech, Ireneusz Sidorowicz, Krzysztof Strykowski, Bartosz Wysocki, with the assistance of Aleksandra Misztak and Beata Baca.

#### **Introduction**

Polish Cowboy Race is a set of western riding competitions that aims to show riders' dexterity and horses' skills used in all possible movements of the western riding style. During the shows, elements of competitions such as calf roping, pole bending, barrel racing, reining, western horsemanship, trail and many more can be observed. There may also be obstacles and tasks not related to the western riding technique, therefore versatile horses that are fast, precise and ridden by skillful and confident riders have a chance to show off. In Polish Cowboy Race competitions time is one of the components of the final score, which makes the shows a lot more dynamic.

The Board of the Polish Cowboy Race Foundation oversees the substantive and organizational management of PCR competitions.

These rules were developed in order to provide the riders with equal and fair competing conditions. In the event of doubts or contradictions in the interpretation of the regulations, they should be understood in a way that ensures all competitors participate in the sports competition on equal terms, in accordance with the principle of "fair play."

It should be underlined that the Polish Cowboy Race Foundation establishes the foundations for safe and satisfying competition at Polish Cowboy Race events that it organizes or sponsors.

### **I. Competitions**

1. Cowboy Race (Youth, Amateur, Open) – short CRY, CRA, CRO.
2. Team Cowboy Race (Youth, Amateur + Open) – short TCR.
3. Cowboy Parallel Race (Amateur + Open) – short CPR.
4. Cowboy Trail (Youth, Amateur) – short CTY, CTA.

### **II. Classes**

1. Youth – a class for riders who, before start of the season (the season begins with the first PCR competition of the year), have turned 11 years old but have not yet reached 15 years of age. A rider who turns 15 during the season continues to compete in the Youth class until the end of the season. Horses must be over 4 years old.
2. Amateur – a class for riders who are 15 years old or older (no longer meeting the criteria for the Youth class). This class is designed to, amongst the others, allow riders to compete in PCR by offering patterns with a lower level of difficulty. Horses must be over 4 years old.

Riders cannot compete in this class if they:

- a. placed on the podium at least three times in Cowboy Race Amateur competitions during two previous seasons,
- b. won first place in the Riders of The Year ranking in the Amateur class in previous season,

- c. hold qualifications or certifications such as: instructor and/or trainer of recreational/sports horse riding, equestrian tourism leader, or have official sports classifications in equestrian disciplines,
- d. derive financial benefits from any systematic activity related to horseback riding or training of horses and riders in either classical or western riding styles.

**IMPORTANT!** Riders in the Amateur class are required to submit a declaration via email to the Polish Cowboy Race Foundation, confirming their eligibility to compete in this class (annex no. 1).

- 3. Open – The minimum age for riders in this class is 15 years. Riders must compete in this class if they meet any of the conditions listed in section II/2, points a to d. Horses must be over 4 years old.
- 4. Riders that have been qualified to Open class in the previous years cannot start in the Amateur class.

**Note!** A rider from the Amateur class, who has advanced to the Open class due to their results, may compete in the Amateur class on a horse that has never participated in PCR competitions. This rule applies only to the first season of the pair's participation. In the following season, they must compete in the Open class.

- 5. **Important!** Riders qualifying for the Amateur class in their first competition will decide in which class they will compete in the 2025 season. If they choose Amateur, they will be eligible to compete in CRA, CTA, TCR, and CPR. If they choose Open, they will compete in CRO, TCR, and CPR.
- 6. **Note!** It is the responsibility of the rider or their legal guardians to register for the appropriate class at the competition. ~~If the registration is incorrect and the rider participates in the competition, the results of the contests in which they took part will be verified (no points will be awarded to the rider in the Rider of the Year ranking). The rider must return any trophies and prizes won at those competitions.~~
- 7. It is the organizer's responsibility to verify the correct registration of the rider in the appropriate class at the competition.
- 8. The organizer enforces the requirement for Amateur class riders who have not submitted the declaration to the Polish Cowboy Race Foundation, to sign

a declaration at the competition confirming they meet the conditions to compete in this class (annex no. 1).

9. In case of uncertainty regarding the registration of riders in the appropriate classes at the competition, both the rider and their legal guardians, as well as the organizer, are required to contact Jacek Grobelny.
10. In the Cowboy Trail and Cowboy Race Youth and Amateur competitions, out-of-competition entries are allowed. It is recommended that Open class riders, riding horses participating for the first time, use this option, as the Open class patterns might be too difficult for them. A out-of-competition entry counts toward the horse's start limit at the competition.

### **III. Competitions**

#### 1. Youth

- a. Cowboy Trail – short CTY.
- b. Cowboy Race – short CRY.
- c. Team Cowboy Race – short TCRY.

#### 2. Amateur

- a. Cowboy Trail – short CTA.
- b. Cowboy Race – short CRA.
- c. Team Cowboy Race (together with Open) – short TCR.
- d. Cowboy Parallel Race (together with Open) – short CPR.

#### 3. Open

- a. Cowboy Rave – short CRO.
- b. Team Cowboy Race (together with Amateur) – short TCR.
- c. Cowboy Parallel Race (together with Amateur) – short CPR.

4. The organizers of the competition have the option to include other events, tournaments, or contests in the program, which can enhance the appeal of the competition. Below are a few examples:

- a. Jackpot – A competition where a group of adult riders participates. Each rider pays an entry fee and a designated amount, which becomes the prize for the winner (e.g., Cowboy Hero during the MP PCR 2024).
- b. Tournaments between two groups of riders (e.g., at the PCR Polish Championship 2019, a tournament was organized between Team PCR and the Mounted Police of Wrocław).

- c. No bridle contest (e.g., played according to the scoring system of the Cowboy Trail competition).

#### **IV. Competitors' outfit**

1. It is mandatory to have a typically western riding outfit, meaning: jeans, a long sleeve shirt with a collar, a western hat and cowboy boots.
2. Riders under the age of 18 (in Youth and Open classes) are obligated to use certified protective vests and helmets.
3. Riders over the age of 18 are recommended to use protective gear.
4. The competitors' outfit shall be clean, neat and aesthetical.
5. Judges can agree to certain adjustments made to the riders outfit in order to adapt to the current weather conditions.
6. Riders with long hair are required to tie their hair (e.g., in a ponytail, braid, etc.).
7. Riders are required to wear the full attire described in these regulations at all times while on the competition arena or warm-up area during the event (e.g., during warm-up, course inspection, start, and awards ceremony). Due to high temperatures, the judge may allow modifications to the rider's attire during the pattern walk-through, such as rolling up sleeves or unbuttoning the second button of the shirt.
8. Grooms or other persons (other than the riders) riding the horses that are taking part in the competition have to be dressed in a full western riding outfit.
9. Grooms and other individuals (other than the rider) riding a horse participating in the competition are required to wear full western attire.
10. During competitions and the Polish Championship, riders are required to wear the start numbers assigned by the Polish Cowboy Race Foundation.
11. For identification purposes, each horse must have a start number on its saddle pad, show pad, blanket etc. at all times during the competition when it is saddled (except when a rider with a start number pinned to their back is mounted on the horse).
12. All individuals accompanying riders during the pattern walk-through (e.g., trainers, attendants, etc.) are required to wear full western attire. If they do not comply, they must leave the arena. This decision is made by the event

organizer's representative or the judge. Due to high temperatures, the judge may allow modifications to the attire of those accompanying the riders during the course inspection, such as rolling up sleeves or unbuttoning the second button of the shirt.

13. Chaps are allowed but not mandatory.

#### **IV. Riding gear**

1. Western style gear is required.
2. The riders are obligated to use a riding gear (bridle, bit, saddle, reins) that is safe and humane for the horses.
3. The judge has the right to request the removal or change of all or any part of the equipment if they believe it poses a safety risk to the rider, due to the fact that the equipment may not be effective in leading the horse.
4. The judge has the right to request the removal or change of all or any part of the equipment if they believe it poses a safety risk to the horse or consider it a form of inhumane treatment of the horse.
5. The judge has the right to make a decision about excluding any of the gear being used (not allowing the rider to participate in the competition) if the judge thinks that the gear poses a threat to the safety of the horse.
6. In the case of discovering any gear malfunction, repeating the run is not allowed.
7. Leg boots and/or bandages on all of the horses legs are mandatory.
8. In Cowboy Race, Team Cowboy Race and Cowboy Parallel Race the use of the following gear is permitted:
  - a. Tie down (standing martingale) attached to the nose band – allowed, if there are no jumping obstacles in the pattern.
  - b. Running martingale attached to the reins.
9. It is forbidden to use a whip, a lasso, a crop or any other item to make the horse go faster.
10. Spurs are not required.
- ~~11. Riders in Youth class are not allowed to use spurs.~~
12. Connected and disconnected reins are both allowed.
13. It is not allowed to use romal style reins.

## V. Pattern rules

1. The Polish Cowboy Race competitions are held in arenas. The arena has to be fenced in a way that prevents the horses from getting outside.
2. The pattern should consist of a number of obstacles, as specified by the regulations of each competition, adjusted in terms of difficulty, size, and placement, to match the class of the riders and the size of the arena.
3. The pattern may specify the gait that the horse is required to use between obstacles or on the obstacles. If this gait is specified, the horse must move at the designated gait.
4. The pattern has to be approved in agreement by the judges and the organizer/person responsible for the pattern. If any of the obstacles is considered dangerous, then it has to be removed or replaced with a safe one (even if it happens just before the competition starts).
5. The organizer is required to provide the riders with a graphical layout (scheme) of the pattern(s) at least 14 days before the competition.
6. Before the competition begins, the riders participating must have the opportunity to walk the course where the pattern is set. During the course inspection, they may ask questions about the pattern to the judges and the person/people responsible for the pattern.
7. Before the competition begins, the riders participating must have the opportunity to familiarize their horse with the course where the pattern is set, during the time designated by the organizer. The required gait is the walk.  
**Note!** The event organizer or judge may allow the obstacle to be approached at the gait specified in the pattern. This rule applies only when the obstacle is unusual, and the riders may encounter it for the first time.
8. A pattern can be built with natural obstacles or realistically looking artificial ones.
9. The maximum height of a jumping obstacle is 0,5m and its width is 0,6m.
10. The maximum depth of a ditch for jumping is 0,15m (in the deepest spot) and its width is 1,2m.
11. The arena may contain other elements that are not obstacles to be overcome (e.g., obstacles from other competitions, sponsor advertisements, a tent for judges, flags, balloons, banners, pattern staff).

12. A supplementary document for competition organizers is the "Guide to Constructing Patterns for the Polish Cowboy Race", which is annex no. 2 to these regulations.

## **VI. General rules**

1. In the Polish Cowboy Race competitions, the classification is determined by the number of correctly passed obstacles, the time of the run, and in the Cowboy Trail competition, also by points earned for the obstacles.
2. The organizer of the competition is obligated to take care of the safety of competitors, third parties (spectators, organizers, judges, etc.) and horses.
3. Competitors are obligated to care for the safety of third parties (spectators, organizers, judges, etc.), other competitors and horses.
4. All of the riders entering the competition must agree to accept the rules, competition's policy and other documents regulating sport rivalry in the Polish Cowboy Race Foundation and agree to follow the judges and the organizers' instructions.
5. During a single day of competition, the maximum number of starts allowed for a horse is five (regardless of how many riders are competing on the horse). In the case of combined events, this number may be adjusted.
6. The organizer is required to provide a video camera to film all runs at each official Polish Cowboy Race competition (counted towards the Rider of the Year classification).
7. In the Cowboy Race Youth and Amateur competitions, as well as the Cowboy Trail Youth and Amateur, a horse may start twice, but with a different rider each time.
8. During the competition, the horse can be led with one or both hands, no matter what bit is being used. During the run, the hand(s) holding the reins can be switched.
9. The competition run begins the moment the rider enters the arena.
10. The start occurs after the judge or announcer ensures that the rider is ready to compete (e.g., a verbal command: READY).
11. The starting signal is given by the judge or by the speaker (whistle sound or the word „start”).

12. The time measurement starts when the “START” command is given and ends at the finish line (when the horse's nose crosses the finish line ~~or at another moment specified in the pattern~~).
13. The run may end in a manner other than crossing the finish line, such as when the rider's feet touch the ground after dismounting, or when the rider raises their hand after clearing the last obstacle.
14. If the conditions are safe, the judges may allow a running start. In this situation the measurement of the time starts when the horse’s nose crosses the starting line and ends when the horse’s nose crosses the finish line **(or at another moment specified in the pattern)**.
15. If during the run, either the start line (after the start signal) or the finish line marked by markers or other elements is crossed and at least one of them is knocked over, the rider will receive a 10-second penalty, which will be added to the final time of the run.
16. **NOTE!** The start and finish lines can be crossed by the pair while navigating the course without any consequence of an error.
17. In Polish Cowboy Race competition, the time is measured by the judge(s) simultaneously using two stopwatches. If the first, considered official, does not work, the official time is the one measured using the second stopwatch. In the situation when both stopwatches do not work, the competitor has the right to repeat the run at the end of the group of competitors.
18. The rider must go through the path according to the designated pattern, keeping the order of obstacles.
19. A rider who fails to complete an obstacle cannot be ranked higher than a rider who did not make such mistakes during their run.
20. Obstacle is may not be considered passed if:
  - a. the rider completes it in a different way from what is described in the pattern (including the horse’s gait, method, direction, or sequence of completion),
  - b. the obstacle is only partially completed (e.g., passing over three out of five poles in an obstacle),
  - c. the obstacle is not fully completed (e.g., the horse runs away from it),
  - d. the horse or rider alters the structure of the obstacle while completing it (e.g., knocking over a pole, bale of hay, barrel or marker during a jump,

- shifting elements of the obstacle such as poles, barrels, stands, spilling water from a bucket); it is not considered a mistake if an obstacle element is touched but returns to its original position,
- e. the rider fails to place an element in its designated target (e.g., a thrown horseshoe missing the bucket),
  - f. the rider breaks the required gait four times (only in Cowboy Trail),
  - g. the rider breaks the required gait (in all competitions except Cowboy Trail),
  - h. the rider drops a transported object (e.g., a flag, coat or bucket),
  - i. a pole in a gallop ends up between both front or both hind legs of the horse,
  - j. the horse steps with all four hooves outside the clear boundary of the obstacle (in Cowboy Trail),
  - k. the horse steps with at least one hoof outside the clear boundary of the obstacle (in all competitions except Cowboy Trail),
  - l. the horse refuses to complete the obstacle three times (on the judge's signal, the rider must proceed to the next obstacle); if a horse begins an obstacle but backs away, it is considered a failure under rule **20c**,
  - m. both front or both hind legs are placed in a space meant for only one leg (e.g., between ground poles) at a walk or trot,
  - n. the horse jumps over or fails to place a leg in a required space,
  - o. knocking over a marker or other element defining the riding path (if it is not part of an obstacle) results in the previous obstacle being considered failed,
  - p. the rider uses excessive or unjustified aids (e.g. hands, leg (spur)),
21. During the run it is forbidden to get off the horse, unless it is an element of the pattern.
22. After the third disobedience of the horse on an obstacle, the judges signal the rider with a whistle to move to next obstacle (one whistle).
23. If the run is disturbed in some way, the judge has the right to decide to repeat it.
24. If during the passing of an obstacle the rider or the horse alters its state, it can't be corrected until the rider has passed the entire obstacle. If the same obstacle is supposed to be passed again during the same run, then after the

rider finishes passing it, the run is stopped until the moment the obstacle is fixed. Then the run continues.

25. If a rider notices during their run that the course has not been corrected after the previous competitor's mistakes, they must stop their ride and inform the judge. If the complaint is justified, the rider is allowed to repeat their run.
26. If the rider during a run notices that the track wasn't properly fixed after the previous rider but doesn't stop the run then there are no grounds to repeat the run or file a complaint.
27. In the event of a tie (identical run times) in competitions other than Cowboy Trail, a tiebreaker will determine the winner. The judges will decide the format of the tiebreaker, including the selection of obstacles and course layout. If a winner cannot be determined after the tiebreaker, ~~the outcome will be decided by a coin toss~~, both riders will be awarded first place (note: in this case, the next-ranked competitor will be classified in third place).
28. No-time score happens when:
  - a. deviating from the designated course if specified in the pattern (route inconsistent with the pattern),
  - b. failing to complete the run (rider withdrawal),
  - c. completing obstacles in the wrong order,
  - d. failing to attempt an obstacle (skipping an obstacle) – the rider must make three attempts to clear the obstacle; **note:** the competitor may only approach the next obstacle after receiving the judge's signal (a single whistle); otherwise, it will be considered an error under rule 28d.
  - ~~e. altering an already completed obstacle,~~
  - f. stopping the run to dispute the correct setup of an obstacle(s) and the judge determines the competitor was incorrect (see point VI/26).
  - g. falling off the horse or the horse falling,
  - h. using the reins in a manner inconsistent with the rules or regulations (e.g., urging the horse forward with the reins),
  - i. equipment failure that prevents completing the run correctly,
  - j. failure to comply with equipment requirements (e.g., horse without protective boots or wraps on all legs, improper martingale, etc.),

- k. Obvious disobedience (including kicking, rearing, bucking, or "crow-hopping") that endangers the rider, horse, or third parties; **note:** the judge is required to stop the run immediately if the horse exhibits disobedient behavior that could pose a safety risk (e.g., the first instance of rearing),
  - l. in Team Cowboy Race, the second rider starts before the first rider has completed their run (unless the course description states otherwise),
  - m. the competitor displays behaviors outlined in point 31 a, b, or c during their run,
  - n. repeated excessive use of aids—hand, leg (spur); **note:** the third obstacle not completed due to this reason will result in the run being stopped and a no-time score,
  - o. in Cowboy Parallel Race, if the horse or rider touches or crosses the center line separating the two tracks with any part of their body (if both competitors or horses commit this error, neither advances to the next round).
29. In the event of a situation as described in point VI/28 from g to n, the judge will interrupt the run by signaling three whistles.
30. If the horse sustains an injury during the competition, the rider is obligated to stop the run and withdraw from the event with the horse. If the rider does not notice such an injury, the judge will interrupt the run (signaled by three whistles).
31. The judging panel is obligated to disqualify a competitor (for behavior during training, the start, and while at the competition) for the entire duration of the event for:
- a. a drastic, aggressive display of bad behavior towards the horse,
  - b. extremely unsportsmanlike behavior towards other competitors, judges, organizers, and the audience (e.g. offensive words, gestures, disparaging the work of judges, being under the influence of alcohol or drugs),
  - c. other behaviors that grossly exceed the acceptable norms of behavior towards people and horses,
  - d. registering in the wrong class.

32. The judging panel has the right to disqualify a competitor (for behavior during training, competition, and while at the event), including for the entire duration of the event, for:
- a. any behavior towards the horse that is considered inappropriate,
  - b. any behavior deemed too aggressive towards the horses by the judge (e.g., excessive use of spurs, excessive use of reins),
  - c. unsportsmanlike conduct towards other competitors, judges, organizers, or the audience (e.g., unjustified delay in starting),
  - d. absence from the award ceremony or the official opening of the competition (if mandatory) – in agreement with the event manager,
  - e. failure to display the correct start number in a visible location (pad, blanket, or on the competitor's back) – the competitor listed first in the start list is disqualified (if two competitors are riding the same horse),
  - f. non-compliant attire for the competitor or other persons riding their horse during the competition, e.g., in the warm-up area – the competitor listed first in the start list is disqualified (if two competitors are riding the same horse),
  - g. failure to follow the rules outlined in these and other relevant regulations.
33. In order to make a decision regarding the disqualification of a competitor, the judging panel has the right, and in certain cases the obligation, to seek assistance from other event officials, such as the veterinarian or the show manager.
34. The Board of the Polish Cowboy Race Foundation has the ability, in justified cases, to remove a competitor, trainer, etc., from the Polish Cowboy Race Team, and thus prohibit them from participating in events organized by the aforementioned Foundation or those held under its patronage.
35. The competitor has the right to file a protest according to the specified procedure. The document is attached as annex no. 3 to these regulations.

## **VII. The rules of Polish Cowboy Race Competitions**

### **1. Cowboy Race**

1. Classes: Youth, Amateur and Open.

2. The competition in the Youth and Amateur classes should be held class in class (according to the same course or a course that does not require moving obstacles).
3. The competition is based on individual classification.
4. The competition involves the most precise (number of obstacles cleared) and fastest completion of a course consisting of 8-12 obstacles.
5. A variant of the competition is allowed, where the rider must clear the obstacles in numerical order, although the route between them is optional. A variant of the course organization is allowed, where the rider can clear the obstacles in any order. The route between them is optional. The organizer places red markers on the right side of each obstacle. The obstacles must be numbered. This rule can also apply to additional competitions, such as those played on a Jackpot basis.

## **2. Team Cowboy Race**

1. In the competition, riders from the Youth, Open, and Amateur classes may participate.
2. The Team Cowboy Race Youth is a separate competition specifically intended for this class.
3. In the Team Cowboy Race Open & Amateur competition, participants from these two classes compete.
4. The competition involves the most accurate (number of obstacles cleared) and the fastest completion of a course consisting of 6-8 obstacles.
5. The competition is based on team classification.
6. The team consists of two pairs (it can also consist of three pairs - the decision on this is made by the competition organizer, with the appropriate provisions included in the competition regulations).
7. The horse-rider pair can only be registered in one team (except for the exceptions described below in points VII/2/6, VII/2/7, and VII/2/8).
8. In the case of 2-4 teams participating in the TCR competition, the organizer allows a rider to register for two teams. Thus, the rider can start twice in this competition (each start is counted towards the horse's total starts at the event). There is one entry fee. Before the start, the rider must specify which team's result will count towards the Rider of the Year classification.

9. In the case of an odd number of riders interested in participating in the TCR, it is possible to randomly assign a pair to the rider who does not have a team. Only those riders who agree to this will participate in the draw (it is important to note that each start counts towards the horse's total starts at the event). One entry fee applies. Only the primary (non-randomly assigned) start will be counted for the Rider of the Year classification.
10. A horse may start twice, provided that it is ridden by riders from the Open and Amateur classes, each participating in different teams. This horse will not be included in the random draw related to the situation described in point VII/2/7. Each pair is required to pay the entry fee.
11. The next rider from the team may start when the previous one has completed their run (when the horse and rider have crossed the finish line). An exception applies to the scheme in which riders tackle part of the obstacles together.
12. A variant of the competition is allowed, where the competitor must complete the obstacles in numerical order. The path between them is at the competitor's choice.
13. A variant of the competition is allowed, where team members are simultaneously on the course and tackle the obstacles either one after the other or simultaneously.

### **3. Cowboy Trail**

1. Classes: Youth, Amateur.
2. The competition in the Youth and Amateur classes should be held class in class (using the same or a similar pattern that does not require rearranging obstacles).
3. The competition is based on individual classification.
4. The competition involves precisely completing a pattern with 6-10 obstacles.
5. In CT, both the horse and the rider, as well as their cooperation in overcoming the obstacle, are evaluated.
6. Judges award points for overcoming an obstacle as follows:
  - a. Excellent – 5 points
  - b. Very good – 4 points
  - c. Good – 3 points
  - d. Satisfactory – 2 points

- e. Unsatisfactory – 1 point
  - f. Obstacle not cleared – 0 points (see section VII, point 20).
7. The top three riders also receive points for the best times:
- a. for the best time: 10% of the maximum possible points for obstacles in the given course,
  - b. for the second best time: 10% minus 1 point,
  - c. for the third best time: 10% minus 2 points,
  - d. example: The pattern consists of 8 obstacles. 8 obstacles x 5 pts = 40 pts; 10% x 40 pts = 4 pts. The rider with the best time is given 4 pts, second best time 3 pts, third best time 2 pts.
8. The winner is the pair that obtains the highest cumulative score for passing the pattern.
9. In the case of two pairs having the same score, the winner is the pair with the shorter time.
10. During the rating process the judges pay attention to:
- a. the ability to correctly pass an obstacle, cleanliness, confidence and pace of passing it, attitude and posture of the horse (judges have in mind that every breed has its unique characteristics in movement and body build),
  - b. the horse, no matter what breed, should be confident, brave, vigorous and should present a good response to the riders signals,
  - c. the obstacles should be passed in a technically sound and safe way, thereby giving a chance to show off to all rounded horses that are fast, but also precise and are ridden by skillful and confident riders,
  - d. the rider and the horse should give an impression of harmony.

In consequence, the following elements are important:

- a. the attitude of the horse when approaching an obstacle, the way the horse passes it and moves away, the quality of the gait and the level of the horses concentration on the performed task,
- b. the correct and prepared way the horse approaches an obstacle - straight ahead, to the middle, with no short-cuts,
- c. the way the horse passes the obstacle - the technique, confidence, cleanliness, speed of passing it,
- d. a natural posture and a correct engagement of the horse in all gaits,

- e. it is also assessed whether the horse, after leaving the obstacle, enters the designated track (if it is determined), and in the case of lope, whether it starts with the correct lead,
- f. horses that pass an obstacle with a better technique, with more confidence and with willingness to correctly respond to the riders signals, will be rated higher,
- g. points granted for passing an obstacle will be higher if the obstacle is passed in a higher gait (if the gait is not defined in the pattern), e.g. a rider carrying a flag from place to place loping, will be rated higher than the one that is walking,
- h. points granted for passing an obstacle will be lowered if the horse is showing technical deficiencies, reluctance to approach, overcome, and leave obstacles, lack of response to aids, speeding up or slowing down during the obstacle, and incorrect approach or departure from the obstacle (e.g., knocking a pole, jump),
- i. first approach to the obstacle can be rated up to 5 points; second approach (after first disobedience) up to 4 points; third approach (after second disobedience) up to 3 points; Fourth approach (after third disobedience) – 0 points, The rider is required to proceed to the next obstacle upon the judge's signal (see point VII/28/d).

11. Minus 1 point from the score:

- a. every additional lap around an obstacle (e.g. if a rider has to get off the horse and the horse has to do a lap around the rider),
- b. if the flag is carried horizontally or with the material part directed down (flag has to be held by the shaft vertically, material up),
- c. for every touch or a bump made by the horse on the obstacle (unless it is a specific obstacle, e.g., the horse kicking a ball),
- d. when a horse steps off with 1 leg outside the designated area (the poles limiting the obstacle are not a part of the obstacle and standing on them is an error)
- e. if the required back up that is supposed to be performed in a straight line, is not (e.g. zigzagged, curved),
- f. side-pass is not done perpendicularly to the direction of the movement,

- g. galloping on the incorrect lead (if the lead is not specified in the pattern, the rule is that the horse must gallop on the inside front lead), when the rider notices it and immediately after starting a gallop changes it to the correct leg,
  - h. first gait break, of the gait specified in the pattern,
  - i. any detachment of the hand from the obstacle element if the description does not provide for it (during its completion).
12. Minus 2 points from the score:
- a. when a horse steps off with 2 legs outside the designated area of the obstacle,
  - b. second gait break, of the gait specified in the pattern.
13. Minus 4 points from the score:
- a. when a horse steps off with 3 leg outside the designated area of the obstacle,
  - b. third gait break, of the gait specified in the pattern.

#### **4. Cowboy Parallel Race**

1. Riders from Amateur and Open classes can take part in this competition.
2. In this competition, a rider may only compete on one horse.
3. Two competing riders participate simultaneously in the course.
4. The competition is based on individual classification.
5. The competition consists of completing the course with the most cleared number of obstacles and the fastest time, with a course consisting of 4-6 obstacles.
6. The pattern must be designed in such a way that the paths do not cross.
7. The winner is determined through a single-elimination system (the losing competitor is eliminated, and the winner proceeds to the next round).
- 8. In the 2025 competition, pairs (rider-horse) will be arranged using the single-elimination system based on the rankings from the 2024 Polish Championship in Cowboy Parallel Race (results are available in the PCR archives on Facebook and on the website [cowboyrace.com](http://cowboyrace.com)). If a competitor is riding a different horse than in the 2024 Championship, they will not be arranged.**

**Note:** Arranging does not apply to the 2025 Polish Championship PCR. Riders are drawn immediately before the CPR competition.

9. Only pairs that finished in positions 1-4 in the previous year's Polish Championship (or previous Polish Championships) and are present at the competition will be arranged.
10. The drawing of participants takes place directly before the competition.
11. The drawing of courses takes place directly before the competition.
12. During each run, the participants' time is measured and recorded, ~~which may serve as a classification criterion, for example, when using the "round-robin" system,~~ which alongside the number of obstacles cleared, is forming the basis for classification.
13. The final classification of the competition is determined according to the following rule. The last places are occupied by the competitors who were eliminated in the first round (the one with the worst result among them takes the last place). The subsequent places are filled by competitors who were eliminated in the second round, and so on.
14. The organizer can decide to make a consolation tournament using single-elimination system (for riders that have dropped out in the first round).
15. In the case of a small number of participants (three or four pairs), the organizer, in consultation with the judge(s), may decide to use a round-robin (everyone with everyone) system.
16. In the case of a small number of participants (three or four pairs) in the PCR Polish Championships, the organizer is obligated to apply the round-robin system.

## **VIII. Types of Cowboy Parallel Race tournament systems**

### **1. Single-elimination system**

1. The characteristic of this system is that two rider-horse pairs compete simultaneously, and in the subsequent rounds, only the winners continue, while the losers are eliminated.

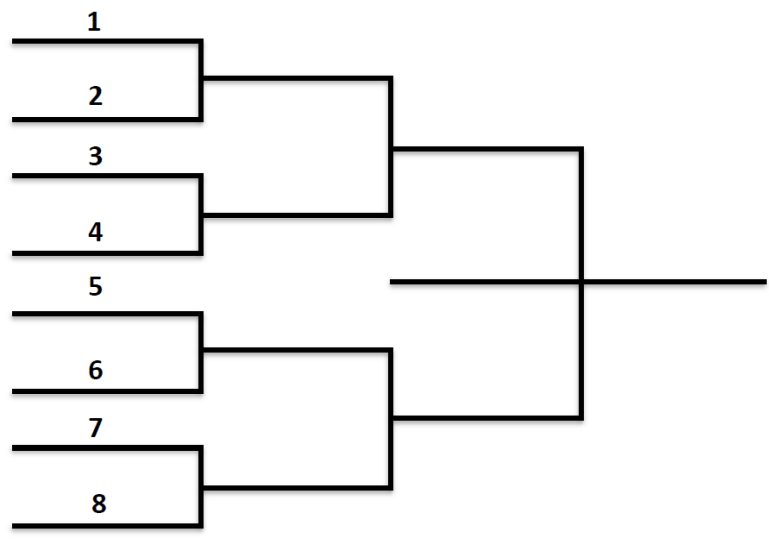
**2. Pairs should be arranged based on the results of the Polish Championships in 2023, which will prevent the best pairs from meeting**

**in the first round. Note: Arranging does not apply during the Polish Championships in 2024.**

3. The remaining pairs are drawn and matched with the arranged pairs (except for the Polish Championships).
4. In the case of an entry with a number of pairs other than 4, 8, 16, or 32, some pairs receive a wild-card, meaning they advance to the second round without competing. It is also possible to apply a preliminary round system.

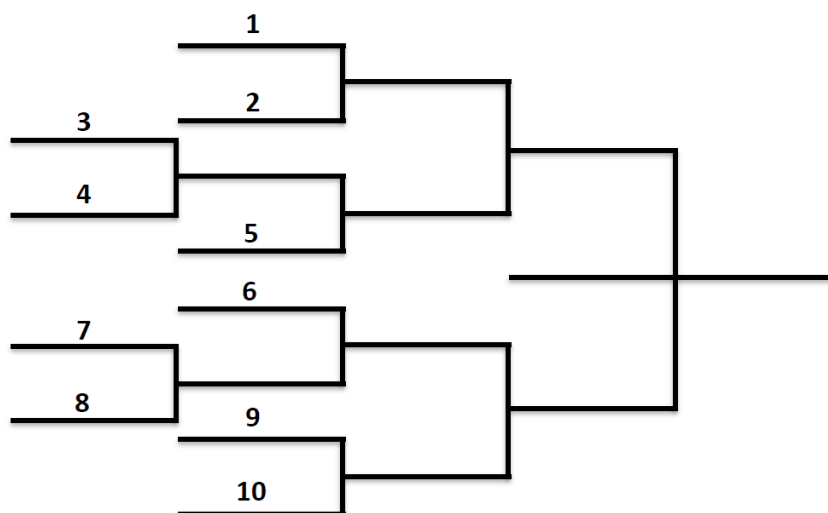
**The single-elimination bracket for eight pairs.**

If using the seeding based on the results of the last Polish Championship, the Polish champion should be seeded at position 1, the runner-up at position 8, the second runner-up at position 5, and the fourth-place finisher at position 4.



**The single-elimination bracket for ten pairs.**

If using the arrangement based on the results of the last Polish Championship, the Polish champion should be seeded at position 1, the runner-up at position 10, the second runner-up at position 6, and the fourth-place finisher at position 5.

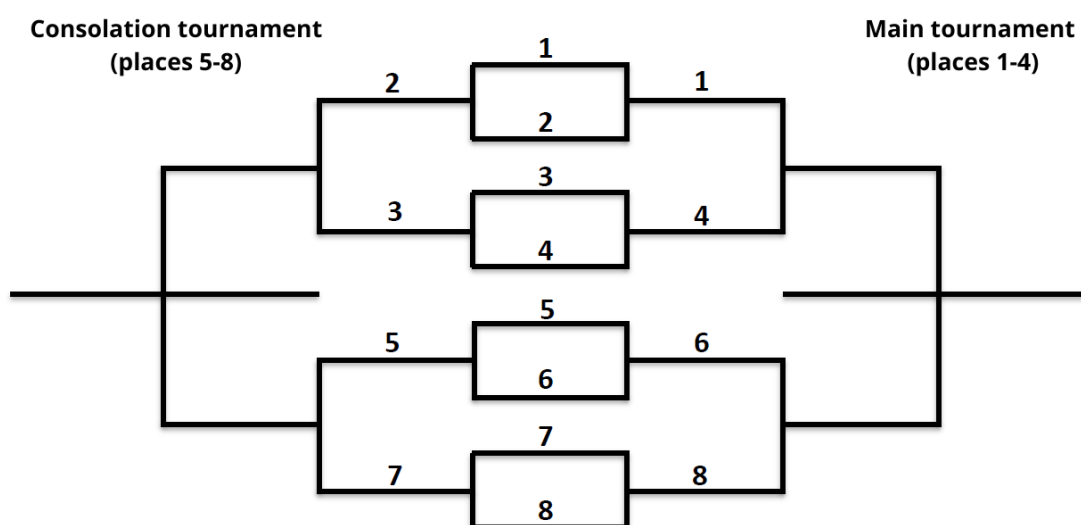


## 2. Single-elimination competition with consolation prize

1. In this system, the riders who are eliminated in the first round do not end the competition, as they compete in a consolation tournament just like the winners.
2. This system allows for a higher number of starts for the pairs that lose in the first round.

### The single-elimination bracket for eight pairs with consolation tournament.

If the arrangement was based on the results of the last Polish Championship, the Polish champion should be seeded at position 1, the runner-up at position 8, the second runner-up at position 5, and the fourth-place finisher at position 4.



### 3. Round-robin system

1. This system is designed to determine a winner from a small group of competitors.
2. In Cowboy Parallel Race this system is used in the case of 3 or 4 horse-rider pairs.
3. The essence of this system is that a single horse-rider pair is competing with all the other competitors.
4. A pair gets one point for winning.
5. After all the runs are completed, the classification is determined based on the higher number of points.
6. ~~If the participants have the same number of points, the classification is decided by the best run times.~~ If two or more pairs (in the "round-robin" system) have the same number of points, the classification is first decided by the result of the direct competition, and secondly, by the best run time.

**Berger's Table – order of runs for 3 pairs (every pairs starts 2 times, overall there are 3 runs)**

Round	I	II	III
Order of runs	1-2	2-3	3-1

**Point Table for 3 pairs**

	Pair 1	Pair 2	Pair 3	Score	Place
Pair 1					
Pair 2					
Pair 3					

**Berger's Table – the order of the runs for 4 pairs (every pair starts 3 times; overall there are 6 runs)**

Round	I	II	III
Order of runs	1-4	4-3	2-4
	2-3	1-2	3-1

**Point Table for 4 pairs**

	Pair 1	Pair 2	Pair 3	Pair 4	Score	Place
Pair 1						
Pair 2						
Pair 3						
Pair 4						

Annex no. 1: Declaration of meeting the requirements for competing in the Amateur Class

Annex no. 2: Guide to designing patterns for Polish Cowboy Race competitions

Annex no. 3: Procedure for filing a protest at Polish Cowboy Race Foundation competitions

Board and Expert Council  
of the Polish Cowboy Race Foundation

**Examples of pattern elements:**

- a. Going around the barrel**
- b. Slalom between markers (or different elements e.g. barrels)**
- c. Riding without stirrups**
- d. Bareback riding**
- e. Jumping through obstacles**
- f. Spins**
- g. Trail bridge**
- h. Trunks**
- i. Gate**
- j. Roping**
- k. Pulling a trunk/branch/pole/beam on a rope**
- l. Mailbox**
- m. Putting on/taking off a coat or different element of clothing**
- n. Side-pass (over an obstacle or not)**
- o. Backing up (between obstacles or not)**
- p. Getting off the horse and walking away**
- q. Lifting horse's legs**
- r. Taking off the saddle**
- s. Moving things from one place to another**